

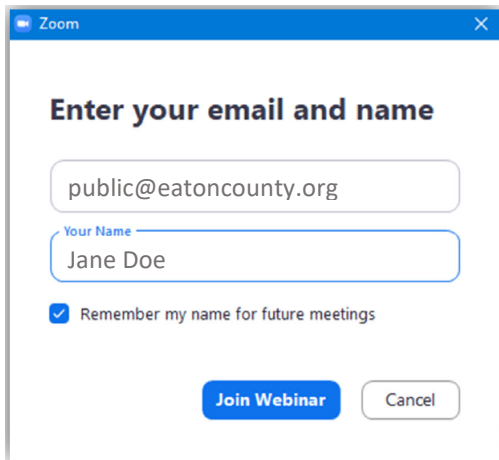
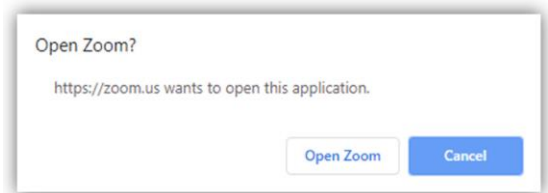
Eaton County Zoom Webinar Virtual Meeting

Participate By Using Zoom App

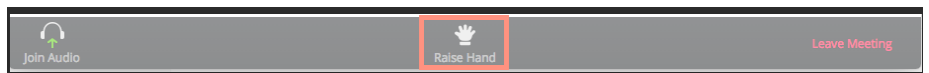
1. Click the link from the Eaton County Meeting website page.
2. Installing the program
On an Pad, iPhone or Android device:
You will be prompted to download the Zoom App. Download and install the app.
On a PC:
an .exe file such as “Zoom_e170a223d08eff74.exe” will download. Click on the .exe file and follow the prompts to install. You may have to allow the program to run.



3. If you already have zoom installed, click Open Zoom and enter the Meeting ID indicated on the website page



4. Fill in your email and name.
If you do not wish to give your email, enter “public@eatoncounty.org” in the email field.
5. Click Join Webinar
6. If you wish to speak during the public comment section, please select the Raise Hand option. The host will unmute and allow your comment.



Participate By Calling In By Phone - Audio Only

1. Dial a toll US number: 1-312-626-6799, 1-646-876-9923 or 1-346-248-7799
Toll Free: 1-877-853-5247 or 1-888-788-0099
2. When asked for the Meeting ID enter the meeting ID from the meeting website page. Each meeting ID will be unique.
3. At the participant ID press # to skip
4. If the meeting has not started, you will be placed in the waiting room for the meeting to begin.

Phone controls for participants

The following command can be entered using your phone’s dial pad while in a Zoom meeting.

- * 6 – Mute/Unmute
- * 9 – Raise hand

You will only be allowed to speak when called upon during public comment. The host will unmute your phone and lower your hand when called upon.